



Solari Investment Screens

# PARVIN HEDGED EQUITY SOLARI WORLD FUND

(Ticker: PHSWX)

## SEMI-ANNUAL REPORT

May 31, 2023

(UNAUDITED)

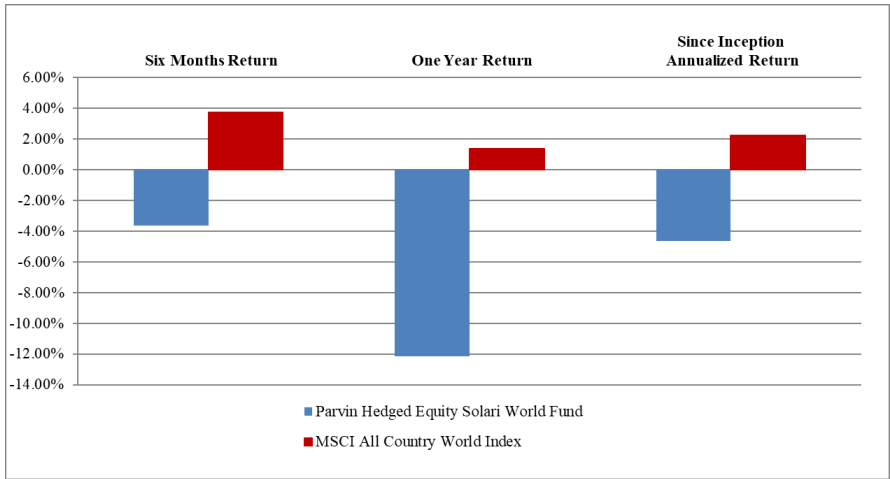


# PARVIN HEDGED EQUITY SOLARI WORLD FUND

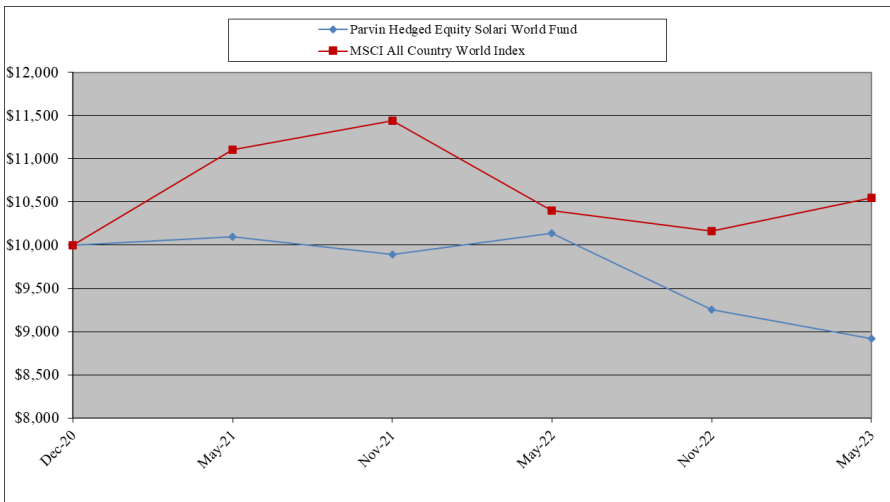
FUND PERFORMANCE  
MAY 31, 2023 (UNAUDITED)

## TOTAL RETURNS FOR THE PERIOD ENDED MAY 31, 2023

<u>FUND/INDEX</u>	<u>SIX MONTHS</u>	<u>ONE YEAR</u>	<u>ANNUALIZED SINCE INCEPTION*</u>	<u>VALUE</u>
Parvin Hedged Equity Solari World Fund	-3.62%	-12.15%	-4.63%	\$ 8,920
MSCI All Country World Index	3.75%	1.40%	2.22%	\$10,545



## Cumulative Performance Comparison of \$10,000 Investment Since Inception



\* Inception December 31, 2020

---

---

# PARVIN HEDGED EQUITY SOLARI WORLD FUND

---

---

## FUND PERFORMANCE NOTES

MAY 31, 2023 (UNAUDITED)

This chart assumes an initial investment of \$10,000 made on the closing of December 31, 2020 (commencement of investment operations). Total return is based on the net change in Net Asset Value (“NAV”) and assumes reinvestment of all dividends and other distributions. Performance figures represent past performance which is not predictive of future performance. Investment return and principal value will fluctuate so that your shares, when redeemed, may be worth more or less than their original cost. The returns shown do not reflect taxes that a shareholder would pay on Fund distributions or on the redemption of Fund shares. Call 1-866-458-4744 for the most current performance data.

The MSCI All Country World Index (ACWI Index) is a free-float weighted equity index which serves as the Fund’s benchmark. It was developed with a base value of 100 as of December 31, 1987. The benchmark includes both emerging and developed world markets. The Fund follows an investment screen and includes market index put options, neither of which is part of the ACWI Index. Investors cannot invest directly in an index.

The Fund's total annual operating expenses before any fee waivers or reimbursements, as disclosed in the March 30, 2023 prospectus, were 3.92%. After reflecting the expense limitation agreement to waive certain fees, the Fund's total annual operating expenses were 2.27%. The Fund's Advisor may waive additional fee expenses at its discretion.

---

---

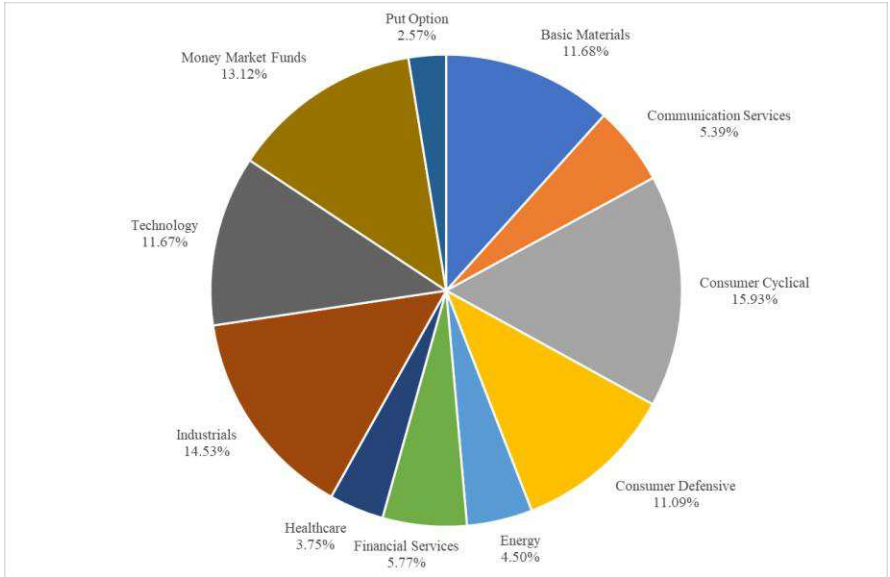
# PARVIN HEDGED EQUITY SOLARI WORLD FUND

---

---

## PORTFOLIO ILLUSTRATION MAY 31, 2023 (UNAUDITED)

The following chart gives a breakdown of the Fund's portfolio of investments as of May 31, 2023.



Sectors are based on Morningstar® classifications.

---

---

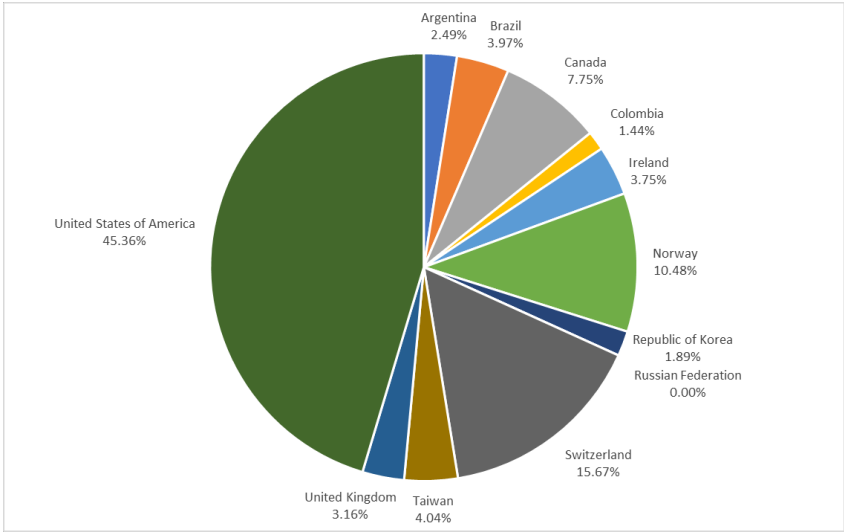
# PARVIN HEDGED EQUITY SOLARI WORLD FUND

---

---

## GEOGRAPHICAL BREAKDOWN MAY 31, 2023 (UNAUDITED)

The following chart gives a breakdown of the Fund's portfolio by country of issuer as of May 31, 2023.



# PARVIN HEDGED EQUITY SOLARI WORLD FUND

## SCHEDULE OF INVESTMENTS MAY 31, 2023 (UNAUDITED)

<u>Shares</u>	<u>Fair Value</u>
<b>COMMON STOCKS - 83.90%</b>	
<b>Agricultural Chemicals - 1.85%</b>	
1,750 Nutrien Ltd. (Canada)	\$ 92,225
<b>Agricultural Services - 5.18%</b>	
8,000 Calavo Growers, Inc.	258,640
<b>Arrangement of Transportation of Freight &amp; Cargo - 3.31%</b>	
1,750 C.H. Robinson Worldwide, Inc.	165,445
<b>Beverages - 1.95%</b>	
35,000 Ambev SA ADR	97,650
<b>Crude Petroleum &amp; Natural Gas - 1.44%</b>	
7,500 GeoPark Ltd. (Colombia)	71,775
<b>Electromedical &amp; Electrotherapeutic Apparatus - 3.73%</b>	
2,250 Medtronic PLC (Ireland)	186,210
<b>Gold and Silver Ores - 5.87%</b>	
4,000 Agnico Eagle Mines Ltd. (Canada)	203,120
30,000 Silvercorp Metals, Inc. (Canada) *	90,000
	293,120
<b>Industrial Energy Products - 0.15%</b>	
312 Accelleron Industries AG ADR	7,457
<b>Industrial Inorganic Chemicals - 3.91%</b>	
725 Air Products & Chemicals, Inc.	195,126
<b>Insurance Agents, Brokers &amp; Services - 5.74%</b>	
16,000 BB Seguridade Participacoes SA ADR	99,600
4,000 Zurich Insurance Group AG ADR	187,400
	287,000
<b>Manufacture of Other Food Products - 3.91%</b>	
27,000 Orkla ASA ADR	195,210
<b>Miscellaneous Manufacturing Industries - 3.18%</b>	
16,500 Amcor PLC (Switzerland)	159,060
<b>Ordnance &amp; Accessories, (No Vehicles/Guided Missiles) - 3.35%</b>	
3,250 Sturm Ruger & Co., Inc.	167,570
<b>Petroleum Refining - 3.04%</b>	
6,000 Equinor ASA ADR	151,980
<b>Radiotelephone Communications - 1.88%</b>	
10,000 Mobile TeleSystems PJSC ADR † *	-
4,500 SK Telecom Co. Ltd. ADR	94,050
	94,050

*The accompanying notes are an integral part of these financial statements.*

# PARVIN HEDGED EQUITY SOLARI WORLD FUND

## SCHEDULE OF INVESTMENTS (CONTINUED) MAY 31, 2023 (UNAUDITED)

<u>Shares</u>	<u>Fair Value</u>
<b>Retail-Eating Places - 3.43%</b>	
1,750 Cracker Barrel Old Country Store, Inc.	\$ 171,535
<b>Search, Detection, Navigation, Guidance, Aeronautical Systems &amp; Instruments - 4.13%</b>	
2,000 Garmin Ltd. (Switzerland)	206,300
<b>Semiconductors &amp; Related Devices - 7.48%</b>	
4,000 ChipMOS Technologies, Inc. ADR *	102,320
5,500 Intel Corp.	172,920
1,000 Taiwan Semiconductor Manufacturing Co. ADR	98,590
	<u>373,830</u>
<b>Services-Business Services - 6.10%</b>	
4,250 eBay, Inc.	180,795
100 MercadoLibre, Inc. (Argentina) *	123,900
10,000 Qiwi PLC ADR † *	-
	<u>304,695</u>
<b>Services-Personal Services - 3.14%</b>	
6,000 Carriage Services, Inc.	156,960
<b>Surgical &amp; Medical Instruments &amp; Apparatus - 3.27%</b>	
1,750 3M Co.	163,293
<b>Switchgear &amp; Switchboard Apparatus - 4.38%</b>	
6,000 ABB Ltd. ADR	218,700
<b>Telephone Communications - 3.48%</b>	
17,000 Telenor ASA ADR	173,910
	<u>4,191,741</u>
<b>TOTAL FOR COMMON STOCKS (Cost \$4,760,910) - 83.90%</b>	
<b>MONEY MARKET FUNDS - 13.06%</b>	
102,979 Fidelity Investments Money Market Government Portfolio Class I, 4.98% **	102,979
549,420 First American Government Obligations Fund Class X, 4.93% **	549,420
	<u>652,399</u>
<b>TOTAL FOR MONEY MARKET FUNDS (Cost \$652,399) - 13.06%</b>	
<b>INVESTMENTS IN PURCHASED OPTIONS, AT VALUE</b>	
(Premiums Paid \$164,519) - 2.55%	127,540
	<u>4,971,680</u>
<b>TOTAL INVESTMENTS (Cost \$5,577,828) - 99.51%</b>	
<b>OTHER ASSETS LESS LIABILITIES, NET - 0.49%</b>	
	24,447
	<u>4,996,127</u>
<b>NET ASSETS - 100.00%</b>	

\* Non-income producing securities during the period.

\*\* Variable rate security; the coupon rate shown represents the yield at May 31, 2023.

† - Level 3 security

ADR - American Depositary Receipt

PLC - Public Limited Company

PJSC - Public Joint Stock Company

AG - Aktiengesellschaft - German term for Public Limited Company.

ASA - Allmennaksjeselskap - Norwegian term for Public Limited Company.

SA - Société Anonyme - French term for Public Limited Company.

*The accompanying notes are an integral part of these financial statements.*

---

---

# PARVIN HEDGED EQUITY SOLARI WORLD FUND

---

---

## SCHEDULE OF PURCHASED OPTIONS MAY 31, 2023 (UNAUDITED)

### PUT OPTIONS - 2.55% \*

<u>Underlying Security</u>	<u>Counterparty</u>	<u>Contracts +</u>	<u>Notional Amount**</u>	<u>Exercise Price</u>	<u>Expiration</u>	<u>Fair Value</u>
S&P 500 Index	Options Clearing Corp.	14 \$	4,760,000 \$	3,400	6/21/2024	\$ 127,540
<b>TOTAL PURCHASED OPTIONS (Premiums Paid \$164,519) - 2.55%</b>						<u>\$ 127,540</u>

\* Non-income producing securities during the period.

\*\*The notional amount is calculated by multiplying outstanding contracts by the exercise price at May 31, 2023.

+ Each option contract allows the holder of the option to purchase or sell 100 shares of the underlying security.

*The accompanying notes are an integral part of these financial statements.*



---

---

# PARVIN HEDGED EQUITY SOLARI WORLD FUND

---

---

## STATEMENT OF ASSETS AND LIABILITIES MAY 31, 2023 (UNAUDITED)

Assets:	
Investments in Securities, at Fair Value (Cost \$5,413,309)	\$ 4,844,140
Investments in Purchased Options, at Fair Value (Premiums Paid \$164,519)	127,540
Cash at broker	4,638
Receivables:	
Dividends & Interest	22,646
Due From Advisor	17,730
Prepaid Expenses	5,714
Total Assets	<u>5,022,408</u>
Liabilities:	
Transfer Agent and Accounting Fees	2,606
Due to Administrator & Chief Compliance Officer	2,000
Distribution (12b-1) Fees	10,674
Trustee Fees	407
Other Accrued Expenses	10,594
Total Liabilities	<u>26,281</u>
Net Assets	<u>\$ 4,996,127</u>
Net Assets Consist of:	
Paid-In Capital	\$ 5,724,376
Accumulated Deficit	<u>(728,249)</u>
Net Assets, for 584,330 Shares Outstanding	<u>\$ 4,996,127</u>
Net Asset Value, Offering Price and Redemption Price Per Share	<u>\$ 8.55</u>

*The accompanying notes are an integral part of these financial statements.*

---

---

# PARVIN HEDGED EQUITY SOLARI WORLD FUND

---

---

## STATEMENT OF OPERATIONS

For the six months ended May 31, 2023 (UNAUDITED)

Investment Income:	
Dividends	\$ 79,682
Interest	10,958
Total Investment Income	<u>90,640</u>
Expenses:	
Advisory Fees	31,001
Registration Fee	7,610
Audit Fees	7,530
Transfer Agent & Accounting Fees	6,809
Distribution (12b-1) Fees	6,200
Legal Fees	5,736
Custody Fees	3,403
Administrative Fees	2,500
Chief Compliance Officer Fees	2,500
Miscellaneous Fees	1,220
Trustee Fees	1,172
Printing and Mailing Fees	412
Nasdaq Fees	373
Total Expenses	<u>76,466</u>
Fees Waived and/or Expenses Reimbursed Contractually by the Advisor	(32,340)
Expenses Voluntarily Reimbursed by the Advisor	<u>(44,101)</u>
Net Expenses	<u>25</u>
Net Investment Income	<u>90,615</u>
Realized and Unrealized Loss on Investments and Derivative Transactions	
Net Realized Gain on Written Options	15,154
Net Realized Loss on Investments and Derivative Transactions	(119,560)
Net Change in Unrealized Depreciation on Investments and Derivative Transactions	<u>(173,386)</u>
Realized and Unrealized Loss on Investments and Derivative Transactions	<u>(277,792)</u>
Net Decrease in Net Assets Resulting from Operations	<u>\$ (187,177)</u>

*The accompanying notes are an integral part of these financial statements.*

# PARVIN HEDGED EQUITY SOLARI WORLD FUND

## STATEMENTS OF CHANGES IN NET ASSETS

	(Unaudited) Six Months Ended <u>5/31/2023</u>	Year Ended <u>11/30/2022</u>
Increase (Decrease) in Net Assets From Operations:		
Net Investment Income	\$ 90,615	\$ 91,994
Net Realized Gain on Written Options	15,154	10,983
Net Realized Loss on Investments and Derivative Transactions	(119,560)	(98,447)
Net Change in Unrealized Depreciation on Investments and Derivative Transactions	<u>(173,386)</u>	<u>(397,016)</u>
Net Decrease in Net Assets Resulting from Operations	<u>(187,177)</u>	<u>(392,486)</u>
Distributions to Shareholders:		
Distributions Paid to Shareholders	<u>(100,590)</u>	<u>(26,722)</u>
Capital Share Transactions:	<u>624,493</u>	<u>3,786,535</u>
Total Increase in Net Assets from Shareholder Activity	336,726	3,367,327
Net Assets:		
Beginning of Year/Period	<u>4,659,401</u>	<u>1,292,074</u>
End of Year/Period	<u>\$ 4,996,127</u>	<u>\$4,659,401</u>

*The accompanying notes are an integral part of these financial statements.*

# PARVIN HEDGED EQUITY SOLARI WORLD FUND

## FINANCIAL HIGHLIGHTS

Selected data for a share outstanding throughout the year/period.

	(Unaudited) Six Months Ended <u>5/31/2023</u>	Year Ended <u>11/30/2022</u>	Period Ended <u>11/30/2021</u>	(c)
Net Asset Value, at Beginning of Year/Period	\$ 9.07	\$ 9.89	\$ 10.00	
Income (Loss) From Investment Operations:				
Net Investment Income *	0.16	0.24	0.20	
Net Loss on Securities (Realized and Unrealized)	(0.49)	(0.86)	(0.31)	
Total from Investment Operations	<u>(0.33)</u>	<u>(0.62)</u>	<u>(0.11)</u>	
Distributions:				
Net Investment Income	(0.19)	(0.13)	-	
Realized Gains	-	(0.07)	-	
Total from Distributions:	<u>(0.19)</u>	<u>(0.20)</u>	<u>-</u>	
Net Asset Value, at End of Year/Period	<u>\$ 8.55</u>	<u>\$ 9.07</u>	<u>\$ 9.89</u>	
Total Return **	(3.62)% <sup>(b)</sup>	(6.43)%	(1.10)% <sup>(b)</sup>	
Ratios/Supplemental Data:				
Net Assets at End of Year/Period (Thousands) Before Waiver	\$ 4,996	\$ 4,659	\$ 1,292	
Ratio of Expenses to Average Net Assets	3.08% <sup>(a)</sup>	3.90%	13.51% <sup>(a)</sup>	
Ratio of Net Investment Income (Loss) to Average Net Assets	0.57% <sup>(a)</sup>	(1.37)%	(11.34)% <sup>(a)</sup>	
After Waivers				
Ratio of Expenses to Average Net Assets	0.00% <sup>(a)(d)</sup>	0.01% <sup>(d)</sup>	0.01% <sup>(a)(d)</sup>	
Ratio of Net Investment Income to Average Net Assets	3.65% <sup>(a)</sup>	2.51%	2.16% <sup>(a)</sup>	
Portfolio Turnover	14.15% <sup>(b)</sup>	11.09%	47.81% <sup>(b)</sup>	

\* Per share net investment income (loss) has been determined on the basis of average shares outstanding during the period.

\*\* Total return in the above table represents the rate that the investor would have earned or lost on an investment in the Fund assuming reinvestment of dividends. Returns would have been lower had the Advisor not reimbursed expenses/waived fees during the period.

(a) Annualized.

(b) Not Annualized.

(c) For the period December 31, 2020 (commencement of investment operations) through November 30, 2021.

(d) The Advisor voluntarily waived 2.25% in expenses for the six months ended May 31, 2023, 2.24% in expenses for the year ended November 30, 2022, and 2.25% in expenses for the period ended November 30, 2021, that is outside of the Expense Limitation Agreement.

*The accompanying notes are an integral part of these financial statements.*

---

---

# PARVIN HEDGED EQUITY SOLARI WORLD FUND

---

---

## NOTES TO FINANCIAL STATEMENTS MAY 31, 2023 (UNAUDITED)

### NOTE 1. ORGANIZATION

The Parvin Hedged Equity Solari World Fund (the "Fund") is a diversified series of the MSS Series Trust (the "Trust") and commenced operations on December 31, 2020. The Trust is an open-end investment company registered under the Investment Company Act of 1940, as amended (the "1940 Act"), established under the laws of Ohio by an Agreement and Declaration of Trust dated June 20, 2006 (the "Trust Agreement"). The Trust Agreement permits the Board of Trustees (the "Board" or "Trustees") to authorize and issue an unlimited number of shares of beneficial interest of separate series without par value. There are currently four separate series offered by the Trust.

The Fund's investment objective is to seek capital preservation, current income, and growth.

### NOTE 2. SUMMARY OF SIGNIFICANT ACCOUNTING POLICIES

The following is a summary of significant accounting policies followed by the Fund in the preparation of its financial statements. These policies are in conformity with accounting principles generally accepted in the U.S. ("GAAP"). The Fund is an investment company and accordingly follows the investment company accounting and reporting requirements of the Financial Accounting Standards Board ("FASB") Accounting Standards Codification Topic 946 "Financial Services – Investment Companies including FASB Accounting Standards Update ("ASU") 2013-08."

**SECURITY VALUATIONS:** All investments in securities are recorded at their estimated fair value, as described in Note 3.

**SHARE VALUATION:** The Fund's NAV is calculated once daily at the close of regular trading hours on the New York Stock Exchange (the "NYSE") (generally 4:00 p.m. Eastern Time) on each day the NYSE is open. The NAV is determined by totaling the value of all portfolio securities, cash and other assets held by the Fund, and subtracting from that total all liabilities, including accrued expenses. The total net assets are divided by the total number of shares outstanding to determine the NAV of each share.

**SECURITY TRANSACTIONS:** Investment transactions are accounted for on the trade date. Dividend income and distributions to shareholders are recognized on the ex-dividend date. Non-cash dividend income is recorded at the fair market value of securities received. Interest income is recognized on an accrual basis. The Fund uses the specific identification method in computing gain or loss on sale of investment securities. Discounts and premiums on securities purchased are accreted and amortized over the life of the respective securities. Withholding taxes on foreign dividends have been provided for in accordance with the Fund's understanding of the appropriate country's rules and tax rates.

**OPTIONS:** The Fund may invest in put and call options. When the Fund writes an option, an amount equal to the premium received by the Fund is recorded as a liability and is subsequently adjusted to the current fair value of the option written. Premiums received from writing options that expire unexercised are treated by the Fund on the expiration date as realized gains. The difference between the premium and the amount paid on effecting a closing purchase transaction, including brokerage commissions, is also treated as a realized gain, or, if the premium is less than the amount paid for the closing purchase transaction, as a realized

---

---

# PARVIN HEDGED EQUITY SOLARI WORLD FUND

---

---

## NOTES TO FINANCIAL STATEMENTS (CONTINUED) MAY 31, 2023 (UNAUDITED)

loss. If a call option is exercised, the premium is added to the proceeds from the sale of the underlying security or currency in determining if the Fund has a realized gain or loss. If a put option is exercised, the premium reduces the cost basis of the securities purchased by the Fund. The Fund, as writer of an option, bears the market risk of an unfavorable change in the price of the security underlying the written option.

The Fund may utilize call and put options to attempt to protect against possible changes in the market value of securities held in or to be purchased for the Fund's portfolio and to generate income or gain for the Fund. The ability of the Fund to successfully utilize options will depend on the Adviser's ability to predict pertinent market movements, which cannot be assured. The Fund will comply with applicable regulatory requirements when implementing these techniques and instruments. See Note 6 for additional disclosures related to derivative instruments.

**FEDERAL INCOME TAX:** The Fund makes no provision for federal income or excise tax. The Fund intends to qualify each year as a "regulated investment company" ("RIC") under subchapter M of the Internal Revenue Code of 1986, as amended, by complying with the requirements applicable to RICs and by distributing substantially all of its taxable income. The Fund also intends to distribute sufficient net investment income and net capital gains, if any, so that they will not be subject to excise tax on undistributed income and gains. If the required amount of net investment income or gains is not distributed, the Fund could incur a tax expense. Therefore, no federal income tax or excise provision is required.

The Fund recognizes the tax benefits of uncertain tax positions only when the position is more likely than not to be sustained, assuming examination by tax authorities. Management has analyzed the Fund's tax positions and concluded that no liability for unrecognized tax benefits should be recorded related to uncertain tax positions to be taken on the returns filed for the open tax year (2021) or expected to be taken on the Fund's 2022 tax return. The Fund identifies its major tax jurisdiction as U.S. federal, and the Fund is not aware of any tax positions for which it is reasonably possible that the total amounts of unrecognized tax benefits will change materially in the next 12 months.

The Fund recognizes interest and penalties, if any, related to unrecognized tax benefits as income tax expense in the Statement of Operations. During the six months ended May 31, 2023, the Fund did not incur any interest or penalties.

**EXPENSES:** Expenses incurred by the Trust that do not relate to a specific fund of the Trust will be allocated to the individual funds based on each fund's relative net assets or another appropriate basis (as determined by the Trustees).

**CASH AND CASH EQUIVALENTS:** The Fund maintains its cash in an account at a custodian bank which, at times, may exceed federally insured limits. The Fund has not experienced any losses in such accounts and believes it is not exposed to any significant credit risk on its cash deposits.

**DISTRIBUTIONS TO SHAREHOLDERS:** The Fund intends to distribute to its shareholders substantially all of its net realized capital gains and net investment income, if any, on at least an annual basis. Distributions will be recorded on the ex-dividend date. Distributions to shareholders are determined in accordance with income tax regulations. The

---

---

# PARVIN HEDGED EQUITY SOLARI WORLD FUND

---

---

## NOTES TO FINANCIAL STATEMENTS (CONTINUED) MAY 31, 2023 (UNAUDITED)

treatment for financial reporting purposes of distributions made to shareholders during the year from net investment income or net realized capital gains may differ from their ultimate treatment for federal income taxes purposes. These differences are caused primarily by differences in the timing of the recognition of certain components of income, expense or realized capital gain for federal income tax purposes. Where such differences are permanent in nature, they are reclassified in the components of the net assets based on their ultimate characterization for federal income tax purposes. Any such reclassifications will have no effect on net assets, results of operations or NAV per share of the Fund.

**USE OF ESTIMATES:** The preparation of financial statements in conformity with GAAP requires management to make estimates and assumptions that affect the reported amounts of assets and liabilities and disclosure of contingent assets and liabilities at the date of the financial statements and the related amounts of increases and decreases in net assets from operations during the reporting period. Actual results could differ from those estimates.

### NOTE 3. SECURITY VALUATIONS

#### *Processes and Structure*

The Board has adopted guidelines for valuing securities and other derivative instruments including in circumstances in which market quotes are not readily available, and has delegated to the Advisor to apply those methods in making fair value determinations, subject to Board oversight. In accordance with the Trust's good faith pricing guidelines, the Advisor is required to consider all appropriate factors relevant to the value of securities for which it has determined other pricing sources are not available or reliable as described above. No single standard for determining fair value controls, since fair value depends upon the circumstances of each individual case. As a general principle, the current fair value of an issue of securities being valued by the Advisor would appear to be the amount which the owner might reasonably expect to receive for them upon their current sale. Methods that are in accord with this principle may, for example, be based on (i) a multiple of earnings; (ii) a discount from market of a similar freely traded security (included a derivative security or a basket of securities traded on other markets, exchanges or among dealers); or (iii) yield to maturity with respect to debt issues, or a combination of these and other methods.

#### *Hierarchy of Fair Value Inputs*

The Fund utilizes various methods to measure the fair value of most of the investments on a recurring basis. GAAP establishes a hierarchy that prioritizes inputs to valuation techniques used to measure fair value. The three levels of inputs are as follows:

- *Level 1.* Unadjusted quoted prices in active markets for identical assets or liabilities that the Fund has the ability to access.
- *Level 2.* Observable inputs other than quoted prices included in Level 1 that are observable for the asset or liability either directly or indirectly. These inputs may include quoted prices for the identical instrument on an inactive market, prices for similar instruments in inactive markets, interest rates, implied volatilities, credit spreads, yield curves, and market-collaborated inputs.

---

---

# PARVIN HEDGED EQUITY SOLARI WORLD FUND

---

---

## NOTES TO FINANCIAL STATEMENTS (CONTINUED) MAY 31, 2023 (UNAUDITED)

- *Level 3.* Unobservable inputs for the asset or liability to the extent that relevant observable inputs are not available, representing the Fund's own assumptions about the assumptions that a market participant would use in valuing the asset or liability at the measurement date, and that would be based on the best information available.

The availability of observable inputs can vary from security to security and is affected by a wide variety of factors, including, for example, the type of security, whether the security is new and not yet established in the marketplace, the liquidity of markets, and other characteristics particular to the security. To the extent that valuation is based on models or inputs that are less observable or unobservable in the market, the determination of fair value requires more judgment. Accordingly, the degree of judgment exercised in determining fair value is greatest for instruments categorized in Level 3.

The inputs used to measure fair value may fall into different levels of the fair value hierarchy. In such cases, for disclosure purposes, the level in the fair value hierarchy within which the fair value measurement falls in its entirety is determined based on the lowest level input that is significant to the fair value measurement in its entirety.

### ***Fair Value Measurements***

A description of the valuation techniques applied to the Fund's major categories of assets and liabilities measured at fair value on a recurring basis follows.

*Equity securities (common stocks).* Securities traded on a national securities exchange (or reported on the NASDAQ national market) are stated at the last reported sales price on the day of valuation. To the extent these securities are actively traded, and valuation adjustments are not applied, they are categorized in Level 1 of the fair value hierarchy. Certain foreign securities may be fair valued using a pricing service that considers the correlation of the trading patterns of the foreign security to the intraday trading in the U.S. markets for investments such as American Depositary Receipts, financial futures, exchange traded funds, and the movement of the certain indexes of securities based on a statistical analysis of the historical relationship and that are categorized in Level 2. Preferred stock and other equities traded on inactive markets or valued by reference to similar instruments are also categorized in Level 2.

*Derivative instruments (options).* Derivative transactions that are actively traded, and valuation adjustments that are not applied, are categorized in Level 1 of the fair value hierarchy. Derivative transactions traded on inactive markets or valued by reference to similar instruments are categorized in Level 2 of the fair value hierarchy. Options are valued at the last sales prices on the valuation date. If the last sales price is not available then the options are valued at the closing bid price. These securities will be categorized in Level 2 of the fair value hierarchy if valued at other than closing price.

*Short-term investments.* Short-term investments are valued using amortized cost, which approximates fair value. These securities will be categorized as Level 1 of the fair value hierarchy. Money market funds are valued at their net asset value of \$1 per share and are categorized as Level 1.



# PARVIN HEDGED EQUITY SOLARI WORLD FUND

## NOTES TO FINANCIAL STATEMENTS (CONTINUED) MAY 31, 2023 (UNAUDITED)

The following table summarizes the valuation of the Fund's investments by the above fair value hierarchy levels as of May 31, 2023:

### Investments in Securities

(Assets)	Level 1	Level 2	Level 3	Total
Common Stocks	\$ 4,191,741	\$ -	\$ -	\$ 4,191,741
Money Market Fund	652,399	-	-	652,399
Purchased Options	127,540	-	-	127,540
Total	\$ 4,971,680	\$ -	\$ -	\$ 4,971,680

Refer to the Fund's Schedule of Investments for a listing of securities by security type and industry.

At May 31, 2023, as disclosed in the Fund's Schedule of Investments, the Fund held two common stock securities which were classified as Level 3. The securities were valued using significant unobservable inputs by the Investment Manager's Pricing Committee as a result of financial market disruptions associated with sanctions announced in response to Russia's invasion of Ukraine and countermeasures adopted by the Russian government.

The following is a reconciliation of investments in which significant unobservable inputs (Level 3) were used in determining fair value:

	Balance as of November 30, 2022	Net Realized Gain (Loss)	Change in Unrealized Appreciation (Depreciation)	Purchases	Sales	Transfers Out of Level 3	Transfers Into Level 3	Balance as of May 31, 2023
Common Stocks	\$ -	\$ -	\$ -	\$ -	\$ -	\$ -	\$ -	\$ -

The following is a summary of quantitative information about Level 3 Fair Value Measurements:

	Fair Value as of May 31, 2023	Valuation Technique	Unobservable Input	Impact to Valuation From an Increase to Input
Common Stocks	\$ -	Market comparable companies	Discount for lack of marketability	\$ -

The above table presents information for two securities, which due to the Russian foreign exchange restrictions are not actively traded.

There were no transfers into or out of Level 1 and Level 2 during the period. It is the Fund's policy to recognize transfers into and out of Level 1 and Level 2 at the end of the reporting period.

---

---

# PARVIN HEDGED EQUITY SOLARI WORLD FUND

---

---

## NOTES TO FINANCIAL STATEMENTS (CONTINUED) MAY 31, 2023 (UNAUDITED)

### NOTE 4. RELATED PARTY TRANSACTIONS

**INVESTMENT ADVISOR:** The Advisor serves as investment advisor to the Fund pursuant to a management agreement with the Trust (the "Agreement"). Subject to the authority of the Board, the Advisor is responsible for management of the Fund's investment portfolio. The Advisor is responsible for selecting the Fund's investments according to the Fund's investment objective, policies and restrictions and as compensation for its management services, the Fund is obligated to pay the Advisor a fee computed and accrued daily and paid monthly in arrears at an annual rate of 1.25% of the average daily net assets of the Fund during the term of the Agreement. For the six months ended May 31, 2023, the Advisor earned advisory fees of \$31,001. During the same period, the Advisor waived advisory fees of \$31,001 and reimbursed the Fund \$1,339 in expenses. Additionally, the Advisor voluntarily reimbursed the Fund \$44,101 in additional expenses. As of May 31, 2023, the Advisor owed the Fund \$17,730.

The Advisor has contractually agreed to waive its fees and reimburse expenses of the Fund, at least until December 31, 2024, to ensure that Total Annual Fund Operating Expenses After Fee Waiver and Reimbursement (exclusive of any front-end or contingent deferred loads; brokerage fees and commissions, acquired fund fees and expenses; borrowing costs (such as interest and dividend expense on securities sold short); taxes; and extraordinary expenses, such as litigation expenses (which may include indemnification of Fund officers and Trustees, and contractual indemnification of Fund service providers (other than the Advisor)) will not exceed 2.25% of average daily net assets. These fee waivers and expense reimbursements are subject to possible recoupment from the Fund in future years on a rolling three-year basis (three years from the date that the fees have been waived or reimbursed) if such recoupment does not cause the Fund's expense ratio (after the repayment is taken into account) to exceed both: (i) the Fund's expense cap in place at the time such expenses were waived, and (ii) the Fund's current expense cap at the time of recoupment. This agreement may be terminated only by the Board, on 60 days' written notice to the Advisor. As of November 30, 2022, advisory fees waived and/or reimbursed expenses that may be subject to potential recoupment by the Advisor, as of the date such fees were waived are as follows:

<u>Recoverable Through</u>	<u>Amount Recoverable</u>
November 30, 2024	\$ 73,698
November 30, 2025	\$ 60,208

**SUB-ADVISORY AGREEMENT:** The Advisor entered into a Sub Advisory Agreement with Parvin Asset Management, LLC ("Sub-Adviser") on September 24, 2021, on behalf of the Fund. Under the sub-advisory agreement between the Adviser and Sub-Adviser, the Sub-Adviser earned an annual sub-advisory fee equal to 80% of the Adviser's fee. The sub-advisory fee is paid to the Sub-Adviser by the Adviser, not the Fund, and therefore does not increase the advisory fees paid by the Fund. For the six months ended May 31, 2023, there were no sub-advisory fees earned by the Sub-Adviser.

**TRANSFER AGENT:** An interested Trustee, Gregory B. Getts, is the owner/president of Mutual Shareholder Services, LLC ("MSS"), the Fund's transfer agent and fund accountant. MSS receives an annual fee from the Fund of \$11.50 per shareholder with a minimum of \$775 charge per month for the transfer agency services. For its services as fund accountant, MSS receives an annual fee from the Fund based on the average net assets of the Fund. The Fund accounting fees range from \$22,200 to \$70,450 depending on the average net assets of the

---

---

# PARVIN HEDGED EQUITY SOLARI WORLD FUND

---

---

## NOTES TO FINANCIAL STATEMENTS (CONTINUED) MAY 31, 2023 (UNAUDITED)

Fund. The Fund will receive a discount of between 10% - 50% on fund accounting fees until assets reach \$10 million. For the six months ended May 31, 2023, MSS earned \$6,809 from the Fund for transfer agent and accounting services. As of May 31, 2023, the Fund owed MSS \$2,606 for transfer agent and accounting services.

**ADMINISTRATOR AND CCO:** The Trust, on behalf of the Fund, also entered into Administration and Compliance Agreements with Empirical Administration, LLC ("Empirical") which provides administration and compliance services to the Fund. Brandon M. Pokersnik is the owner/president of Empirical, and an employee of MSS. Mr. Pokersnik serves as the Chief Compliance Officer of the Trust. For the services Empirical provides under the Administration and Compliance Agreements, Empirical receives a monthly fee of \$1,000 from the Fund. For the six months ended May 31, 2023, Empirical earned \$5,000 for these services. As of May 31, 2023, the Fund owed Empirical \$2,000.

**UNDERWRITER FEES:** Arbor Court Capital, LLC (the "Underwriter") acts as the Fund's principal underwriter in a continuous offering of the Fund's shares. The Underwriter is an affiliate of MSS. Mr. Getts is the president and owner of the Underwriter. For the six months ended May 31, 2023, the Underwriter earned \$1,200 for its services which were paid by the Fund.

**DISTRIBUTION FEES:** The Fund has adopted a plan pursuant to Rule 12b-1 under the 1940 Act (the "Plan"). The Plan permits the Fund to pay the Advisor and/or the Underwriter for certain distribution and promotion expenses related to marketing shares of the Fund. The amount payable annually by the Fund is 0.25% of its average daily net assets. The Plan is a compensation style plan which means the Fund accrues expenses and pays the Advisor and/or the Underwriter based upon the percentage described above rather than on actual expenses incurred by the Advisor and/or the Underwriter which were paid by the Fund.

Subject to the oversight of the Trustees, the Trust may, directly or indirectly, engage in any activities related to the distribution of the Shares of the Fund, which activities may include, but are not limited to, the following: (a) payments, including incentive compensation, to securities dealers or other financial intermediaries, financial institutions, investment advisors and others that are engaged in the sale of Fund Shares, or that may be advising shareholders of the Fund regarding the purchase, sale or retention of Fund Shares; (b) payments, including incentive compensation, to securities dealers or other financial intermediaries, financial institutions, investment advisers and others that hold Fund Shares for shareholders in omnibus accounts or as shareholders of record or provide shareholder support or administrative services to the Fund and its shareholders; (c) expenses of maintaining personnel (including personnel of organizations with which the Trust has entered into agreements related to this Plan) who engage in or support distribution of Fund Shares or who render shareholder support services, including, but not limited to, allocated overhead, office space and equipment, telephone facilities and expenses, answering routine inquiries regarding the Trust, processing shareholder transactions, and providing such other shareholder services as the Trust may reasonably request; (d) costs of preparing, printing and distributing prospectuses and statements of additional information and reports of the Fund for recipients other than existing shareholders of the Fund; (e) costs of formulating and implementing marketing and promotional activities, including, but not limited to, sales seminars, direct mail promotions and television, radio, newspaper, magazine and other mass media advertising; (f) costs of preparing, printing and distributing sales literature; (g) costs of obtaining such information, analyses and reports with

---

---

# PARVIN HEDGED EQUITY SOLARI WORLD FUND

---

---

## NOTES TO FINANCIAL STATEMENTS (CONTINUED) MAY 31, 2023 (UNAUDITED)

respect to marketing and promotional activities as the Trust may, from time to time, deem advisable; and (h) costs of implementing and operating this Plan. The Trust is authorized to engage in the activities listed above, and in any other activities related to the distribution of Fund Shares, either directly or through other persons with which the Trust has entered into agreements related to this Plan.

The Plan has been approved by the Board, including a majority of the Trustees who are not "interested persons" of the Trust and who have no direct or indirect financial interest in the Plan or any related agreement, by a vote cast in person. Continuation of the Plan and the related agreements must be approved by the Trustees annually, in the same manner, and the Plan or any related agreement may be terminated at any time without penalty by a majority of such independent Trustees or by a majority of the outstanding shares of the Fund. For the six months ended May 31, 2023, the Fund incurred distribution fees under the Plan of \$6,200.

### NOTE 5. SHARES OF BENEFICIAL INTEREST TRANSACTIONS

The Trust is authorized to issue an unlimited number of shares of beneficial interest with no par value. Paid in capital as of May 31, 2023 was \$5,724,376.

Transactions in shares of beneficial interest were as follows:

	For the six months ended May 31, 2023		For the year ended November 30, 2022	
	<u>Shares</u>	<u>Capital</u>	<u>Shares</u>	<u>Capital</u>
Shares sold	88,205	\$ 781,965	439,832	\$ 4,299,288
Shares reinvested	11,868	100,517	2,578	25,974
Shares redeemed	<u>(29,443)</u>	<u>(257,989)</u>	<u>(59,357)</u>	<u>(538,727)</u>
Net Increase (Decrease)	<u>70,630</u>	<u>\$ 624,493</u>	<u>383,054</u>	<u>\$ 3,786,535</u>

### NOTE 6. DERIVATIVE TRANSACTIONS

The fair value of derivative instruments, not accounted for as hedging instruments, as reported within the Statements of Assets and Liabilities as of May 31, 2023, was as follows:

<u>Assets</u>	<u>Equity Contracts</u>
Purchased Options	\$ 127,540
Total	<u>\$ 127,540</u>

The Fund considers the average quarter-end notional amounts during the six months ended May 31, 2023, categorized by primary underlying risk, to be representative of its derivative activities at May 31, 2023.

Average notional value of:

Purchased Options	\$ 4,420,000
Written Options	\$ (205,000)

The Fund has adopted amendments to authoritative guidance on disclosures about derivative instruments and hedging activities, which require that the Fund disclose: a) how and why an

---

---

# PARVIN HEDGED EQUITY SOLARI WORLD FUND

---

---

## NOTES TO FINANCIAL STATEMENTS (CONTINUED) MAY 31, 2023 (UNAUDITED)

entity uses derivative instruments and b) how derivative instruments and related hedged items affect an entity's financial position, financial performance and cash flows.

The Advisor consistently assesses the value of existing positions in the Fund. Generally, the Advisor exercises patience when fundamentals are stable but prices volatile. The Advisor may at times write covered call options on a small portion of existing common stock positions in the Fund to generate premium. The Fund may trade financial instruments where they are considered to be a seller of credit derivatives in accordance with authoritative guidance under GAAP on derivatives and hedging. The Fund may purchase and write (i.e., sell) put and call options. Such options may relate to particular securities or stock indices, and may or may not be listed on a domestic or foreign securities exchange and may or may not be issued by the Options Clearing Corporation. Option trading is a highly specialized activity that entails greater than ordinary investment risk. Options may be more volatile than the underlying instruments, and therefore, on a percentage basis, an investment in options may be subject to greater fluctuation than an investment in the underlying instruments themselves.

A call option for a particular security gives the purchaser of the option the right to buy, and the writer (seller) the obligation to sell, the underlying security at the stated exercise price at any time prior to the expiration of the option, regardless of the market price of the security. The premium paid to the writer is in consideration for undertaking the obligation under the option contract. A put option for a particular security gives the purchaser the right to sell the security at the stated exercise price at any time prior to the expiration date of the option, regardless of the market price of the security.

For the six months ended May 31, 2023, financial derivative instruments had the following effect on the Statement of Operations:

<u>Net realized Gain (Loss) on:</u>	<u>Equity Contracts</u>	<u>Total</u>
Purchased Options	\$ (129,632)	\$ (129,632)
Written Options	\$ 15,154	\$ 15,154

<u>Net change in unrealized depreciation on:</u>	<u>Equity Contracts</u>	<u>Total</u>
Purchased Options	\$ (27,429)	\$ (27,429)

### NOTE 7. INVESTMENT TRANSACTIONS

For the six months ended May 31, 2023, purchases and sales of investment securities other than U.S. Government Obligations, short-term investments, options, and securities sold short aggregated \$891,691 and \$609,902, respectively.

### NOTE 8. COMMITMENTS AND CONTINGENCIES

The Fund indemnifies the Trust's officers and trustees for certain liabilities that might arise from the performance of their duties to the Fund. Additionally, in the normal course of business, the Fund enters into contracts that contain various representations and warranties and provide general indemnifications. The Fund's maximum exposure under these arrangements is dependent on future claims against the Fund and is presently unknown. However, the Fund considers the risk of loss from such potential claims to be remote.

---

---

# PARVIN HEDGED EQUITY SOLARI WORLD FUND

---

---

## NOTES TO FINANCIAL STATEMENTS (CONTINUED) MAY 31, 2023 (UNAUDITED)

### NOTE 9. TAX MATTERS

As of November 30, 2022, the tax basis components of unrealized appreciation (depreciation) and cost of investment securities were as follows:

Federal tax cost of investments, including short-term investments *	<u>\$ 5,048,230</u>
Gross tax appreciation of investments	\$ 255,547
Gross tax depreciation of investments	<u>(688,941)</u>
Net tax appreciation of investments	<u>\$ (433,394)</u>

\* The difference between the book cost and tax cost of investments represents the tax deferral of losses on wash sales.

The Fund's distributable earnings/(deficit) on a tax basis is determined only at the end of each fiscal year. As of November 30, 2022, the Fund's most recent fiscal year end, the components of distributable earnings/(deficit) on a tax basis were as follows:

Capital Loss Carryforward – Non-expiring	\$ (32,281)
Post October Loss - Deferral	(63,590)
Undistributed Ordinary Income	88,782
Net Unrealized Depreciation of Investments	<u>(433,394)</u>
Total Distributable Deficit	<u>\$ (440,483)</u>

Under current tax law, net capital losses realized after October 31st and net ordinary losses incurred after December 31st may be deferred and treated as occurring on the first day of the following year. The Fund's carryforward losses, post-October losses and post-December losses are determined only at the end of each fiscal year. As of November 30, 2022, the Fund elected to defer \$63,590 of post October capital losses.

As of November 30, 2022, the Fund has a capital loss carryforwards available for federal income tax purposes, which can be used to offset future capital gains, as follows:

Long-term non-expiring	\$30,615
Short-term non-expiring	\$ 1,666

Income and long-term capital gain distributions are determined in accordance with federal income tax regulations, which may differ from accounting principles generally accepted in the United States.

For the year ended November 30, 2022, there was an ordinary income distribution of \$23,647 and a long-term capital gain distribution of \$3,075.

For the six months ended May 31, 2023, there was an ordinary income distribution of \$100,590.

---

---

# PARVIN HEDGED EQUITY SOLARI WORLD FUND

---

---

## NOTES TO FINANCIAL STATEMENTS (CONTINUED) MAY 31, 2023 (UNAUDITED)

### **NOTE 10. MARKET RISK**

Following Russia's invasion of Ukraine in February 2022, a number of jurisdictions, including the United States, the European Union, and the United Kingdom, adopted a wide range of economic sanctions, trade restrictions and other restrictive measures. Disruptions in financial markets associated with these measures, and the countermeasures adopted by the Russian government in response, impacted the ability of participants to trade Russian securities and receive related dividend and interest payments. These disruptions created valuation and liquidity issues for Russian securities, including those held by the Fund, as disclosed in the Fund's Schedule of Investments. The Fund's Russian equity securities were valued using fair value pricing following the initial suspension of trading by the Moscow Stock Exchange in February and were valued at zero at fiscal year-end due to a lack of marketability for non-Russian investors.

Overall market risks may also affect the value of the Fund. Factors such as domestic economic growth and market conditions, interest rate levels and political events affect the securities markets. Local, regional or global events such as war, acts of terrorism, the spread of infectious illness or other public health issue, recessions and depressions, or other events could have a significant impact on the Fund and its investments and could result in increased premiums or discounts to the Fund's net asset value, and may impair market liquidity, thereby increasing liquidity risk. The Fund could lose money over short periods due to short-term market movements and over longer periods during more prolonged market downturns. During a general market downturn, multiple asset classes may be negatively affected. Changes in market conditions and interest rates can have the same impact on all types of securities and instruments.

### **NOTE 11. SUBSEQUENT EVENTS**

Management has evaluated subsequent events through the issuance of these financial statements and has noted no further events requiring disclosure.

---

---

# PARVIN HEDGED EQUITY SOLARI WORLD FUND

---

---

## EXPENSE ILLUSTRATION

MAY 31, 2023 (UNAUDITED)

### Expense Example

As a shareholder of the Fund, you incur ongoing costs which typically consist of management fees; distribution and service (12b-1) fees; transaction fees such as redemption fees, sales loads and ongoing costs; and other Fund expenses. This Example is intended to help you understand your ongoing costs (in dollars) of investing in the Fund and to compare these costs with the ongoing costs of investing in other mutual funds.

The Example is based on an investment of \$1,000 invested at the beginning of the period and held for the entire period, December 1, 2022 through May 31, 2023.

### Actual Expenses

The first line of the table below provides information about actual account values and actual expenses. You may use the information in this line, together with the amount you invested, to estimate the expenses that you paid over the period. Simply divide your account value by \$1,000 (for example, an \$8,600 account value divided by \$1,000 = 8.6), then multiply the result by the number in the first line under the heading entitled "Expenses Paid During Period" to estimate the expenses you paid on your account during this period.

### Hypothetical Example for Comparison Purposes

The second line of the table below provides information about hypothetical account values and hypothetical expenses based on the Fund's actual expense ratio and an assumed rate of return of 5% per year before expenses, which is not the Fund's actual return. The hypothetical account values and expenses may not be used to estimate the actual ending account balance or expenses you paid for the period. You may use this information to compare the ongoing costs of investing in this Fund and other funds. To do so, compare this 5% hypothetical example with the 5% hypothetical examples that appear in the shareholder reports of the other funds.

	<b>Beginning Account Value</b>	<b>Ending Account Value</b>	<b>Expenses Paid During the Period*</b>
	<u>December 1, 2022</u>	<u>May 31, 2023</u>	<u>December 1, 2022 to May 31, 2023</u>
Actual **	\$1,000.00	\$942.67	\$0.05
Actual	\$1,000.00	\$963.76	\$11.02
Hypothetical (5% Annual Return before expenses)	\$1,000.00	\$1,013.71	\$11.30

\* Expenses are equal to the Fund's annualized expense ratio of 2.25%, multiplied by the average account value over the period, multiplied by 182/365 (to reflect the one-half year period).

\*\* Expenses after voluntary waiver outside of the Expense Limitation Agreement of 0.01% multiplied by the average account value over the period, multiplied by 182/365 (to reflect the one-half year period).



# PARVIN HEDGED EQUITY SOLARI WORLD FUND

## TRUSTEES & OFFICERS

MAY 31, 2023 (UNAUDITED)

The following table provides information regarding each Trustee who is not an “interested person” of the Trust, as defined in the 1940 Act.

Name Address and Year of Birth	Position(s) Held with the Trust	Term of Office/ Length of Time Served	Principal Occupation(s) During Past 5 Years	Number of Portfolios in Fund Complex <sup>1</sup> Overseen by Trustee	Other Directorships Held by Trustee During the Past 5 Years
Paul K. Rode, Esq. 8000 Town Centre Drive, Suite 400, Broadview Heights, OH 44147 Year: 1980	Trustee	Indefinite/ October 2016- present	Attorney, Keith D. Weiner & Assoc. Co. L.P.A. since September 2005	4	None
Michael Young 8000 Town Centre Drive, Suite 400, Broadview Heights, OH 44147 Year: 1950	Trustee	Indefinite/ October 2016 - present	November 2013- Present: Consultant/Practitioner for Purdue, Rutgers and Northeastern Universities; June 2002- November 2013: Senior Federal Security Director for U.S. Department of Homeland Security	4	None

<sup>1</sup>The “Fund Complex” consists of the MSS Series Trust.

# PARVIN HEDGED EQUITY SOLARI WORLD FUND

## TRUSTEES & OFFICERS (CONTINUED) MAY 31, 2023 (UNAUDITED)

The following table provides information regarding each Trustee who is an “interested person” of the Trust, as defined in the 1940 Act and each officer of the Trust.

<b>Name Address and Year of Birth</b>	<b>Position(s) Held with the Trust</b>	<b>Term of Office/ Length of Time Served</b>	<b>Principal Occupation(s) During Past 5 Years</b>	<b>Number of Portfolios in Fund Complex<sup>2</sup> Overseen by Trustee</b>	<b>Other Directorships Held by Trustee During the Past 5 Years</b>
Dr. Gregory B. Getts <sup>1</sup> 8000 Town Centre Drive, Suite 400, Broadview Heights, OH 44147 Year: 1957	Trustee	Indefinite/ October 2016 - present	Owner/President, Mutual Shareholder Services, LLC, since 1999; Owner/President Arbor Court Capital, LLC, since January 2012.	4	None
Brandon M. Pokersnik 8000 Town Centre Drive, Suite 400, Broadview Heights, OH 44147 Year: 1978	Treasurer, Secretary and Chief Compliance Officer	Indefinite/ October 2016 - present	Accountant, Mutual Shareholder Services, LLC, since 2008; Attorney Mutual Shareholder Services, LLC, since June 2016; Owner/President, Empirical Administration, LLC, since September 2012.	NA	NA

<sup>1</sup> Gregory B. Getts is considered an “Interested” Trustee as defined in the 1940 Act because he is an officer of the Trust and President/owner of the Fund’s transfer agent, fund accountant, and distributor.

<sup>2</sup>The “Fund Complex” consists of the MSS Series Trust.

Each non-interested Trustee receives \$300 per quarterly meeting attended.

The Statement of Additional Information includes addition information about the Trustees and is available without charge upon request, by calling toll free at 1-800-564-3899.

---

---

# PARVIN HEDGED EQUITY SOLARI WORLD FUND

---

---

## ADDITIONAL INFORMATION MAY 31, 2023 (UNAUDITED)

### **Information Regarding Proxy Voting**

A description of the policies and procedures that the Fund uses to determine how to vote proxies relating to portfolio securities and information regarding how the Fund voted proxies during the most recent 12-month period ended June 30, are available without charge upon request by (1) calling the Fund at 1-866-458-4744 and (2) from Fund documents filed with the Securities and Exchange Commission ("SEC") on the SEC's website at [www.sec.gov](http://www.sec.gov).

### **Information Regarding Portfolio Holdings**

The Fund files a complete schedule of investments with the SEC for the first and third quarter of each fiscal year on Form N-PORT. The Fund's Form N-PORT reports are available on the SEC's website at <http://sec.gov>. You may also obtain copies by calling the Fund at 1-866-458-4744.

### **For More Information**

Several additional sources of information are available to you. The Fund's Prospectus and Statement of Additional Information ("SAI"), contains detailed information on Fund policies and operations, including policies and procedures relating to the disclosure of portfolio holdings by the Fund's affiliates. Annual reports will, and the semi-annual reports may, contain management's discussion of market conditions and investment strategies that significantly affected the performance results of the Fund as of the latest semi-annual or annual fiscal year end.

Call the Fund at 1-866-458-4744 to request free copies of the Prospectus and SAI, the annual report and the semi-annual report, to request other information about the Fund and to make shareholder inquiries. You may also obtain this information about the Fund at the internet site [www.parvinfunds.com](http://www.parvinfunds.com).

You also may obtain reports and other information about the Fund on the EDGAR Database on the SEC's Internet site at <http://www.sec.gov>, and copies of this information may be obtained, after paying a duplicating fee, by electronic request at the following e-mail address: [publicinfo@sec.gov](mailto:publicinfo@sec.gov).

### **Liquidity Risk Management Program**

The Fund has adopted and implemented a written liquidity risk management program as required by Rule 22e-4 (the "Liquidity Rule") under the Investment Company Act. The program is reasonably designed to assess and manage the Fund's liquidity risk, taking into consideration, among other factors, the Fund's investment strategy and the liquidity of its portfolio investments during normal and reasonably foreseeable stressed conditions; its short and long-term cash flow projections; and its cash holdings and access to other funding sources.

During the period ended May 31, 2023, the Trust's Liquidity Program Administrator (the "Administrator") reviewed the Fund's investments and determined that the Fund held adequate levels of cash and highly liquid investments to meet shareholder redemption activities in accordance with applicable requirements. Accordingly, the Administrator concluded that (i) the Fund's liquidity risk management program is reasonably designed to prevent violations of the Liquidity Rule and (ii) the Fund's liquidity risk management program has been effectively implemented.

**Parvin Hedged Equity Solari World Fund**  
(Ticker: PHSWX)

**Investment Adviser**  
Parvin Fund Management, LLC

**Investment Sub-Adviser**  
Parvin Asset Management, LLC

**Distributor**  
Arbor Court Capital, LLC

**Transfer and Dividend Disbursing Agent**  
Mutual Shareholder Services, LLC

**Custodian**  
U.S. Bank N.A.

**Legal Counsel**  
Thompson Hine LLP

**Independent Registered Public Accounting Firm**  
Sanville & Company

This report is provided for the general information of the shareholders of the Parvin Hedged Equity Solari World Fund. This report is not intended for distribution to prospective investors in the Fund, unless preceded or accompanied by an effective prospectus.